



Qualitätssicherung. Vom Landwirt bis zur Ladentheke.

Guideline **Agriculture Breeding Poultry**



Version: 01.01.2020
Status: • Release



Contents

1	Fundamentals 🔍	4
1.1	Scope of application	4
1.2	Responsibilities	5
2	General requirements	5
2.1	General system requirements	5
2.1.1	[K.O.] General company data 🔍	5
2.1.2	Implementation and documentation of self-assessment	6
2.1.3	Fulfilment of measures of the self-assessment	6
2.1.4	Incident and crisis management 🔍	6
3	Requirements for the keeping of breeding poultry	7
3.1	Traceability and labelling	7
3.1.1	Operational purchases and incoming goods	7
3.1.2	[K.O.] Marking and identification of livestock	7
3.1.3	[K.O.] Origin and marketing 🔍	7
3.1.4	[K.O.] Stock records	8
3.2	Animal welfare farming	8
3.2.1	[K.O.] Monitoring and care of the animals 🔍	8
3.2.2	[K.O.] General farming requirements 🔍	8
3.2.3	[K.O.] Handling sick and injured animals 🔍	9
3.2.4	[K.O.] Shed floor	10
3.2.5	Shed climate, temperature, noise pollution, ventilation 🔍	10
3.2.6	Lighting 🔍	11
3.2.7	[K.O.] Space allowances 🔍	12
3.2.8	[K.O.] Alarm system 🔍	12
3.2.9	Emergency power generator 🔍	12
3.2.10	Livestock transport 🔍	13
3.2.11	Transportability 🔍	13
3.2.12	Requirements on loading and unloading equipment	14
3.2.13	[K.O.] Handling livestock during loading	14
3.2.14	[K.O.] Proof of competence of the livestock owner 🔍	15
3.3	Feed and feeding 🔍	15
3.3.1	[K.O.] Feed supply	15
3.3.2	Hygiene of feeding facilities	16
3.3.3	Feed storage 🔍	16
3.3.4	[K.O.] Feed procurement 🔍	17
3.3.5	Assignment of compound feed deliveries (bulk) to the location number 🔍	17
3.3.6	[K.O.] Use of feed 🔍	17
3.3.7	[K.O.] Use of mobile feed milling and mixing plants 🔍	18
3.4	Drinking water	18
3.4.1	[K.O.] Water supply 🔍	18
3.4.2	Hygiene of drinking facilities	19
3.5	Animal health/medication	19
3.5.1	Care contract with farm veterinarian 🔍	19



3.5.2	[K.O.] Implementation of the stock care.....	20
3.5.3	[K.O.] Procurement and application of medicines and vaccines 🔍	20
3.5.4	[K.O.] Storage of medicines and vaccines 🔍	21
3.5.5	[K.O.] Identification of treated livestock	21
3.6	Hygiene	21
3.6.1	Buildings and equipment 🔍	21
3.6.2	Hygiene on the farm 🔍	22
3.6.3	Handling litter, dung and feed leftovers	23
3.6.4	Carcass storage and pick up 🔍	23
3.6.5	Pest monitoring and control 🔍	23
3.6.6	Cleaning and disinfection measures.....	24
3.7	Monitoring programmes 🔍	24
3.7.1	[K.O.] Health surveillance programme 🔍	24
3.7.2	Salmonella monitoring: measures towards the reduction of salmonella contamination	25
3.7.3	Documentation of results from the slaughtering process	25
3.8	Livestock transport.....	26
3.8.1	Requirements for transporting own livestock with own vehicles	26
3.8.2	Requirements for means of transportation	26
3.8.3	[K.O.] Available space during livestock transport	27
3.8.4	Cleaning and disinfection of means of transportation.....	27
3.8.5	Delivery documents	28
3.8.6	[K.O.] Time intervals for feeding and watering as well as duration of transportation and resting times (for livestock transport over 50 km)	28
3.8.7	Transport papers (for livestock transport over 50 km)	28
3.8.8	[K.O.] Proof of qualification for drivers/attendants (for livestock transport over 65 km)	29
4	Definitions.....	29
4.1	Explanation of symbols.....	29
4.2	Abbreviations	29
4.3	Terms and Definitions.....	29
	Revision information version 01.01.2020.....	31



1 Fundamentals

Basic information on the QS scheme such as organisation, participation conditions, use of the QS certification mark and sanction procedures can be read in the **Guideline General Regulations**.

1.1 Scope of application

Breeding farming (adult breeding poultry for multiplying) for producing hatching eggs for

- Broiler chicks
- Turkey chicks

Registration and participation in the QS scheme

Every livestock owner has to register in the QS scheme via a coordinator and sign a contact (declaration of participation) with the coordinator, from the moment of signing, he participates in the QS scheme.

The list of approved coordinators is published under www.q-s.de/en/.

The coordinator is the contact person in all questions about the QS scheme. He is among others responsible for:

- The registration of the livestock owner in the QS database
- The administration of the master data in the QS database
- The organisation of the audits and
- The participation in monitoring programs

Control on the company

Each company is controlled regularly. The controls (audits) are implemented by an auditor, who works for an independent certification body.

After registration in the QS scheme, an initial audit is implemented and released by the certification body. If the audit was successful, the company is mostly eligible to deliver after a couple of days and is able to market its animals in the QS scheme. The eligibility of delivery can be checked under <https://www.q-s.de/softwareplattform/en/>.

Depending on the result of the audit (QS status I, II or III) the company will be audited on a risk-based schedule (audit interval):

Stage	QS-Status		
	I	II	III
Agriculture poultry farming	2 years	1 year	6 months

Each livestock owner selects via the coordinator if the regular audits will be implemented announced or unannounced. If he chooses announced regular audits, unannounced spot audits will take place occasionally, where some criteria in the shed will be checked again.

Furthermore, each company can be controlled additionally, e.g. in a random sample audit.

All details about participation and audits can be found in the **Guideline General Regulations** and in the **Guideline Certification**, which are published on the QS-Website (www.q-s.de/en/) under the link documents.



1.2 Responsibilities

The livestock owner is responsible for ensuring

- Compliance with requirements in this guideline,
- The complete and correct documentation,
- The self-assessment,
- The adequate and timely implementation of corrective actions
- The correct use of the QS certification mark, where appropriate.

The QS criteria are based on good working practice requirements. The livestock owner must comply at all times with the requirements of the QS scheme and always be in a position to demonstrate compliance with said QS requirements. The livestock owner must ensure that in addition to the requirements of this guideline and the other applicable QS requirements (e.g. general rules and regulations, guideline for certification, monitoring programs), the valid legal requirements (outside Germany comparable foreign legal rules) are satisfied in addition to the requirements of this guideline.

Note: The separate document "Explanations on the guideline Agriculture Breeding Poultry" summarises interpretation aids and suggestions for criteria marked with the symbol 🔍.

2 General requirements

2.1 General system requirements


2.1.1 **[K.O.]** General company data 🔍

A company overview containing the following information must be compiled:

- Address of the company and its locations with registration numbers (e.g. registration number according to the Livestock Transport Regulation (in Germany VVVO number)
- Telephone and fax number, e-mail address
- Legal representative, contact person
- Capacity/operational units for livestock
- On-farm mixers (relevant for feed monitoring): the type of feed used (e.g. grains, maize silage, rape-seed meal but also stale bread and bakery products), the quantity of animals per unit or the feed quantity and change of feed.


The coordinator must be informed without delay about any changes to the data listed above. Furthermore, a drawing of the company and maps of the area for equipment (e.g. feed, bedding material) must be documented.

All documents concerning the general company data remain at the company. An up-to-date declaration of participation must be available.

 Sketch or map of the company, location plan, declarations of participation, master data sheet

List of livestock care personnel

If more than one person is responsible for taking care of the animals, a list of the relevant personnel must be kept. This list must be made before the initial audit. It must be updated if required and verified at least once per calendar year. All the persons (first and last name, qualification/instruction, period of employment) who are regularly entrusted with the care of the animals during the course of the year (e.g. family members, permanent staff, temporary workers) must be listed.

 List of personnel (caring for the animals)




2.1.2 Implementation and documentation of self-assessment

Compliance with requirements must be checked by means of a qualified self-assessment. The assessment must cover all areas of the company that are of relevance for production in the QS scheme.

The implementation of the self-assessments must be documented before the initial audit and then at least once per calendar year, based on a checklist (recommendation: the supporting document "Self-assessment checklist"). Existing inspection and documentation systems, which prove that the requirements are met, can be used. The self-assessments can be recorded electronically or manually.

In terms of due diligence and in order to fulfil the obligation to provide evidence to third parties, documents and records relating to self-assessment must be kept for at least two years, unless longer storage times are stipulated by law in individual cases.

 Self-assessment checklist

2.1.3 Fulfilment of measures of the self-assessment

Non-conformities detected during the self-assessment must be corrected as quickly as possible. Corrective actions including deadlines must be established for this purpose.

2.1.4 Incident and crisis management


QS has developed a comprehensive crisis management system that ensures the provision of active support to scheme participants in the event of an incident or crisis. The scheme participants must inform QS and their coordinators immediately and - where a legal obligation exists - also the competent authorities about critical incidents where these are of relevance for the QS scheme.

Critical incidents are occurrences that pose or could pose a risk to humans, animals, assets or the QS scheme as a whole. These are for example the official suspension of a company in the event of an outbreak of disease, residues (e.g. harmful substances) in feed, recall actions, unauthorized access of third parties to the company's premises or negative or sensational reports related to the company in the media.

In particular, the scheme participants must inform QS in cases in which

- Nonconformities occur in the procurement of goods, in animal production or marketing that might pose a risk to food or feed safety,
- Preliminary proceedings are initiated due to violation of regulations regarding animal welfare or of regulations to secure feed or food safety,
- Media investigations, critical reports in the media, or public protests are held on issues related to feed or food safety or animal welfare.

Every livestock owner must have access to a paper of incident (recommendation: QS-paper of incident) in order to pass on all of the required information to specified recipients. A responsible person who can be reached in case of an incident must be nominated by the company.

 Paper of incident

Emergency plan

Every company must have an emergency plan. It must contain at least the following contact details:

- Contact person who is familiar with the situation at the company (e.g. family member, advisor)
- Attending veterinarian
- Technical emergency service (e.g. electrician) for heating, ventilation and feeding systems

 Emergency plan (*sample form: supporting document - emergency plan*)



3 Requirements for the keeping of breeding poultry

3.1 Traceability and labelling

3.1.1 Operational purchases and incoming goods

The purchase of goods and services used in poultry production must be documented (date, type, quantity and supplier). The documentation (e.g. on basis of delivery notes or invoices) makes it possible to re-trace purchased goods and services at any time and be able to prove their unobjectionable quality in the event of a complaint.

This applies, among others, to:

- Livestock
- Feed and feed additives (recommended: proof of the charging number)
- Animal medication
- Cleaning agents and disinfectants
- Services (e.g. the use of mobile feed milling and mixing plant, animal transporters)

 Delivery notes/invoices, sack tags feed

3.1.2 [K.O.] Marking and identification of livestock

All livestock must be tagged and/or identifiable. The respective national regulations apply (e.g. due to German **Animal Transport Regulation** (or relevant national legislation) and the **EU Hygiene Package: Reg (EC) No. 852 – 853/2004** (Meat Hygiene Regulation)).

Broods must be identified clearly, cooped poultry by:

- Delivery notes from the hatchery or breeder (location number/company number)
- Delivery date
- Parent broods number
- License plates number of the transportation vehicle for breeding poultry

Poultry for slaughter by:

- Official certification of ante mortem inspection
- Official registration number of the slaughter animal transport vehicle

 Delivery notes, official certification of ante mortem inspection etc.

3.1.3 [K.O.] Origin and marketing

Only breeding poultry from QS-certified companies with eligibility to deliver may be marketed in the QS chain as slaughter animals (sexually mature breeding hens/breeding cockerels for multiplying).

When animals are sold, both the sender of the animals (= livestock owner) and the customer must have a copy of the delivery document (proof can also be provided electronically).

 Stock book, shed cards, delivery notes, extract from QS database

The eligibility to deliver into the QS scheme can be checked on the QS software platform (<https://www.q-s.de/softwareplattform/en/>). Hatching egg deliveries to hatcheries must be accompanied by the following information at the least:

- Name of the breeding farm for multiplying
- Week of production/laying (laying date from ... to ...)
- Number of hatching eggs delivered
- Breeder flock number
- Breeder race



3.1.4 [K.O.] Stock records


Each livestock owner is obliged to keep and store stock records. This includes e.g. stock books, shed cards, or the like (sample forms can be found in the supporting documents).

The stock book can be kept manually or electronically. If kept manually, the stock book must either be bound or put together as a chronological compilation of loose sheets with consecutive page numbers.

Documentation for breeding poultry

A documentation containing the following details must be kept:

- Number of housed animals, date of housing and origin
- Daily losses, separated by dead and culled animals
- Litter used
- Outgoing animals and date of leaving
- Laying performance

 Stock book, shed card, master data sheet, records of losses, delivery notes, invoices, certificates from the animal carcass disposal company, inspection findings etc.

3.2 Animal welfare farming

3.2.1 [K.O.] Monitoring and care of the animals

All animals must be well looked after and cared for in accordance with the good agricultural practices. The persons responsible for this must possess the necessary skills, knowledge and qualifications.

The persons responsible for feeding and care must check the condition of the animals at least once each morning and evening (control checks two times daily) through direct visual inspection and in case of anomalies act immediately. Meanwhile it is extremely important to pay attention to the well-being of the animals.

The quality of litter and the functionality of the technical installations for ventilation, drinking and feeding has to be checked during walkthroughs at least a daily basis.

The control criteria for assessing animal health include, among others:

- Animal distribution over the entire usable area
- Feed and water consumption
- Egg production
- Movement of the animals
- Frequency and type of breathing
- Condition of feathers
- Condition of foot pads
- Changes at eyes
- Excrement properties

It must be ensured that all animals are provided with feed and water in sufficient quantity and quality.

3.2.2 [K.O.] General farming requirements

Each form of husbandry must be structured in such a way with regard to construction, material, technical fittings and conditions that no avoidable physical health and behavioural damage can be inflicted. Poultry may not be exposed to direct electricity at no part of the occupied area. Thereof exempted are feeding and drinking facilities, which are not covered by the definition of the occupied area. Also exempted are temporary limited measures on the basis of veterinary orders that are present.



Equipment for the illumination, ventilation and supply systems must be at least checked daily. Defects at facilities and equipment have to be corrected immediately. If that is not possible, measures to protect the health and welfare of the animals have to be implemented until the defects are corrected.

The animals must have sufficient protection from adverse weather conditions.

Breeding broilers

Records on the shed layout, floor type, information about ventilation, cooling and heating systems, as well as feeding systems, drinking facilities and their locations must be kept. Furthermore, a ventilation plan must be kept, with exact details of air quality parameters (e.g. air flow) and details concerning the alarm and safety systems (e.g. emergency power units).

A shed structure (keeping environment) must be recognisable. This includes:

- Rest area for laying eggs
- Supply areas

Litter and manipulable material

The litter must be in such a way that the animals can pick and scrape and it must be replenished timely. Litter must be prevented from getting crusted or moist.

Litter must also allow the animals to take dust-baths in subareas.

Modifiable manipulable material must always be available for the animals. Manipulable material can be fresh litter or mixed litter (e.g. wood shavings).

3.2.3 [K.O.] Handling sick and injured animals 🔍

Determining reasons of sick poultry

If the animals do not look healthy, have difficulties to walk, are injured or exhibit behaviours like feather pecking, over-aggressiveness or cannibalism, the livestock owner must immediately take steps to determine the cause and implement measures to rectify the problem. If necessary, the observation of the stock must be intensified. If the actions taken by the livestock owner are not effective, a veterinarian must be consulted and, if necessary, expert advice regarding other relevant factors must be obtained. If the cause obeys to an environmental factor within the production unit which cannot be rectified immediately, it should be rectified when the shed is vacant and before the next group of animals is brought in.

Breeding Turkey

Injured, diseased or suffering animals must be treated without delay and with particular attention and, if necessary, housed separately from the remaining stock. For this purpose, easily accessible sick bays must be available, which ensure that the separated animals can see fellow animals and which can be set up without delay as needed. Sick bays must always be provided with soft litter, must be well ventilated and must be equipped with easily accessible feed trays and drinking troughs. The dividing wall between the normal shed and the sick compartment must be shed, and it must be possible to extend this compartment if necessary. The livestock density in the sick compartments must not exceed a live weight of 45 kg per m² of usable shed area.

If necessary, rejected, aggressive, weak, sick or injured animals must be separated (e.g. sick bays), treated or professionally culled. Appropriate accommodation facilities for the recuperation of these animals must be available. A veterinarian must especially be consulted, when indications of the existence of an infection of the entire flock is detected (e.g. through increased losses) or an epidemic is suspected. Where necessary, the livestock owner must inform the veterinarian immediately.



Qualitätssicherung. Vom Landwirt bis zur Ladentheke.



In case of increased losses, the cause must be clarified. A reference to the investigation findings must be made on the shed card. Disposals are considered to be increased when the daily loss rate in the first week of life exceeds 1.5 %.

Culling


Any non-treatable animal must be stunned and killed on the company without delay to avoid unnecessary suffering in accordance with the **Regulation on the protection of animals at the time of killing (EU) No. 1099/2009** in conjunction with prevailing national regulations.

Emergency killings have to be conducted in a way that spares the animals any avoidable pain, distress or suffering.

Five steps that must be observed in case of culling by the livestock owner:

- Determination if culling is necessary
- Proper anaesthesia with appropriate methods
- Control of anaesthesia (success of anaesthesia)
- Immediate killing of the anaesthetised animal (with appropriate methods)
- Control of death entry

Every livestock owner must have a company specific written work instruction for animal welfare friendly stunning and killing of animals.

 Company specific work instruction for stunning and killing of animals

3.2.4 [K.O.] Shed floor

Poultry keeping in sheds is only allowed on compacted floors, which due to their consistency can be effectively washed and disinfected.

3.2.5 Shed climate, temperature, noise pollution, ventilation

Sheds and stalls must be constructed in such a way that a reduction of temperature is possible in cases of high air temperatures.

Shed temperature

Temperatures must be controlled in accordance with the age and physiological condition of the animals.


Noise pollution

Noise pollution from technical facilities must be kept as low as possible in areas where animals are kept.

Continual and sudden noise must be avoided.

Ventilation

The functionality of the ventilation system in closed sheds must be checked regularly by experts, at least once a year. The functional tests must be documented in a comprehensible manner (e.g. on the shed card). Fans in open sheds must receive maintenance in a way that they may be operated at any time.

 Records of technical checks of the ventilation system for every shed unit

Breeding broiler

Ventilation and if necessary, cooling and heating systems must be installed and operated so that

- heat stress is avoided and excess humidity is extracted.
- when the outside temperature is under 10 °C the average air humidity of 70 % in the shed is not exceeded within 48 hours.



- an air exchange of at least 4.5 m³ per hour per kg of total live weight of the broilers in the shed can be achieved.

The proper implementation and capacity of the ventilation system in every shed unit must be proven by professional companies.

 Ventilation checks reports for every shed unit

Breeding turkeys

Ventilation systems must be designed in such a way that with enthalpy values in the outside air of up to 67 kJ per kg of dry air, a sufficient exchange of air is guaranteed in the area where the animals are kept. The livestock owner is obliged to find out about problematic weather conditions by referring to weather data/enthalpy values in a timely manner and initiate suitable measures.

Naturally ventilated sheds (open sheds)

In the case of high enthalpy values (up to 67 kJ per kg of dry air) additional measures must be taken, to dissipate the body's own warmth of the animals.

Management in the event of high enthalpy values


If, in the summer months, the weather forecasts of the regional weather service indicate a risk that the critical maximum level for poultry of 67 kJ per kg of dry air will be exceeded, the livestock owner must keep a close eye on climatic conditions in the shed, particularly in the case of animals that are in the final fattening phase.

3.2.6 Lighting

The intensity and duration of light must be appropriate for the animals kept in sheds. If the shed has too little natural lighting, it must be artificially.

Artificial light in sheds needs to be flicker-free, according to the veterinary specific requirements for poultry (see **German Animal Welfare and Livestock Protection Regulation (TierSchNutztV) Art. 4 Sec 1**). The frequency of the artificial light in the shed must be above 160 Hz.

To proof that the artificial light is flicker-free, a written confirmation from the electrical contractor, or a certificate or technical description of the used lamps are required.

 Lamps' certificate; confirmation provided by the manufacturer or the electrical contractor

Closed old sheds and sheds with natural light which also use artificial lighting, need to have a lighting program assuring at least 20 Lux in the area where the poultries are kept, and as evenly spread as possible during the bright phase in the poultries' active area.

Breeding Broiler

In new buildings¹ the incidence of natural daylight must be arranged, whereby the light must fall evenly in the poultries' area; the light incident surface must be at least 3 % of the shed surface.

A 24-hour rhythm is required with at least one uninterrupted (continuous) eight-hour period of darkness during which no twilight periods are accepted. Limited blackout periods can be prescribed by a veterinarian if abnormal behaviour occurs (e.g. feather picking, cannibalism).


¹ Definition of new building: Buildings whose buildings permit was issued after the entry into force of the Animal Protection Regulation on Livestock Farming (Date: 8 October 2009).



Breeding turkeys

The light intensity must be at least 20 lux at the animals' eye level, measured as an average on three levels at right angles to one another.

Turkey sheds for productive laying turkey hens must have openings for the incidence of natural light covering an overall surface of at least 3 % of the shed's surface in order to guarantee that the light is spread as evenly as possible over the entire shed's surface. This does not apply to buildings in which breeding cocks are housed, or to buildings approved or put into use prior to 1 October 2013, which do not have sufficient light openings if any at all.

 Protocols for the restriction of lighting

3.2.7 [K.O.] Space allowances

The livestock owner must choose the space allowances such that

- during the whole period of production every poultry has easy access to water and feed,
- the poultries can move and behave normally (e.g. dust-baths and wing-flapping),
- each poultry that wishes to move from a confined position to a free space may do so,
- it is determined on the basis of the ventilation capacity.


The available space in the shed means the floor area of the shed including nest areas, which are available for breeding poultry.

Breeding broiler

With the planning of the space allowances the livestock owner must ensure that the amount of 35 kg live weight per m² of usable surface is never exceeded.

Breeding turkeys

With the planning of the space allowances the livestock owner must ensure that for turkey hens the live weight of 52 kg and for turkey cocks the live weight of 58 kg per m² of usable shed's surface is not exceeded.

 Abattoir invoices, information on usable stall space, shed cards

3.2.8 [K.O.] Alarm system

In sheds where ventilation is provided by an electrically operated system, there must be an alarm system set up which operates independently of the power grid and provides a warning when the main system or rather the ventilation system breaks down. The alarm systems must be checked weekly to ensure that they work properly and the evidence must be recorded.

 Records test of proper functioning, records of technical control


3.2.9 Emergency power generator

An emergency power generator must be present in facilities for keeping livestock in which adequate provision of feed and water for the animals is not assured in the event of a power failure. This applies in particular to facilities with self-supply water systems. These emergency power generators must be checked for proper functioning at the required intervals based on their technical properties. Documentation of technical inspections is required.

A back-up device that ensures adequate air exchange in the event of system failure must be present in sheds in which ventilation is via an electrical system. If an emergency power generator is needed, the technical facilities must be in place to allow the connection of this generator.



Emergency power generators must be checked for proper functioning once per week. In addition, these generators must be tested under work conditions for broiler at least every six weeks, and for turkey at least every four weeks. For broiler and turkey sheds, records of the technical inspections of emergency power generators are required.

 Records test of proper functioning, records of technical control

3.2.10 Livestock transport

Livestock may only be transported within the QS scheme by QS-approved livestock transport companies. This can be either livestock owners with eligibility to deliver for the QS scheme or commercial companies for animal transport with eligibility to deliver for the QS scheme.

If livestock owners transport their own livestock (with their own or rented vehicles), the requirements of ⇒ Chapter 3.8 have to be fulfilled.

If a livestock owner himself orders a livestock transport, only a transporter with eligibility to deliver for QS, may be used.

 Delivery note

3.2.11 Transportability

Nobody is allowed to execute or initiate a livestock transport if the animals will be injured or will be subjected to unnecessary suffering (see **Regulation for Animal Transportation: Regulation (EC) No. 1/2005** and **German Regulations for the Protection of Animals during Transport**).

Animals may only be transported if they are fit for travel. The transportability of the animals must be checked prior to loading.

Animals are considered to be unfit for transport if illness, pathological conditions, weakness or injury prevent them from entering the transport vehicle by themselves. Because of their illness or injury, the animals that are not able to be transport must be selected.

Injured animals and animals with physiological weakness or pathological conditions are deemed to be not transportable. This includes animals that:

- Have fractures on their extremities.
- Have severe prolapsed organs.
- Have large, deep wounds.
- Have strong haemorrhaging.
- Show a general condition which is cause for concern.
- Have visibly suffering severe pain for a prolonged period.
- Cannot move without pain or assistance.

Animals can be considered as transportable in the following cases:

- The animals are only slightly injured or sick and transport would not cause them any additional suffering.
- The animals are transported under veterinary supervision in order to receive/after receiving medical treatment or diagnosis. However, transport in these circumstances is only permitted if the animals in question are not subjected to any unnecessary suffering.

Animals which are due to be transported must not be given any sedatives unless this is absolutely necessary for their well-being, and then must only be given under veterinary supervision.

In case of doubt regarding the transportability, a veterinarian, who certifies the transportability, must be consulted.



3.2.12 Requirements on loading and unloading equipment

Loading and unloading equipment must be constructed, set up, maintained and used in a way that injuries, suffering, agitation and stress during the loading is avoided or kept as low as possible, and the safety of the animals is guaranteed. The tread surface must be non-slip.

Proper equipment for the loading and unloading the animals must be provided, so that the poultry cannot stretch out the extremities and get hurt during the loading and unloading.

Suitable lighting must be ensured during loading and unloading.

3.2.13 [K.O.] Handling livestock during loading

Any person who loads animals must be properly trained or qualified and must not exercise any violence when loading. They must not scare or unnecessarily produce injury or harm to the animals. It must be ensured that the well-being of the animals is impaired as little as possible during the loading process.

It is forbidden to:

- Hit or kick poultry.
- Exert pressure on particularly sensitive areas of the body which causes the animal unnecessary pain or suffering.
- Use any instruments with a pointed end to guide animals.
- Tug or pull animals by their head, plumage, wings, tail or legs

Guiding instruments such as sorting panels or guide paddles should only be used in a way which does not harm the animals. Catching of the poultry must be performed with adequate lighting.

The following animals must be handled and transported separately:

- Animals of different species²
- Animals of considerably different sizes or ages²
- Sexually mature male animals separate from female animals²
- Rivalling animals.

Requirements for catching poultry

- To avoid stress, lighting of sufficient strength should be ensured during destocking.
- All persons who catch animals must be trained in the animal-friendly handling of poultry. If external personnel are used, it must be ensured and documented that the crew leader has been sufficiently trained and that the catchers have received sufficient instruction on the animal-friendly handling of poultry during catching and loading.
- Livestock owners who use their own or external personnel to catch and load animals must ensure that these persons handle the poultry in the appropriate, animal-friendly manner.
- The names of all catchers participating in each loading must be recorded in writing. Before the catching starts, each catcher must document with signature that he was suitably instructed by his leader or the animal owner on the handling of slaughtering poultry (e.g. on the basis of the checklist "Use of persons assigned to the stabling out/replacement")
- All catchers must wear clean working clothes and clean shoes or boots. Shoes or boots should be provided by the company.

 Documentation of the involved catchers during destocking

² These conditions do not apply if the animals were reared in compatible groups and are accustomed to one another. They also do not apply if separating the animals would cause them stress, or in cases where female animals are still suckling their young.



3.2.14 [K.O.] Proof of competence of the livestock owner

Proof of the competence of the livestock owner must be provided in the form of


- A completed vocational training in agriculture or farming or
- A degree in the field of agronomy or veterinary medicine or
- Proof that the livestock owner has reared the poultry in question independently and without any animal welfare objections for at least three years or
- An official certification (see Article 4 (3) Council directive 2007/43/EG of 28 June 2007 with laying down minimum rules for the protection of chickens kept for meat production).
- A certificate on a passed examination recognised as being equivalent by the authorities.
- The attainment of competence based at the participation in a course recognised by the competent body and proof of competence in the form of a passed examination.

Livestock owners must ensure that all persons employed or occupied to care for or catch and load poultry can prove they possess up-to-date knowledge and skills in the area of animal welfare to perform their tasks and responsibilities, including the stunning and slaughtering of poultry.

 Proof of competence, training, etc.

Proof of annual (further) training

Every livestock owner must participate of relevant and technically specific further trainings at least once a year. Evidence to this effect must be kept.

 Proof of further training measures, e.g. certificate of participation in technical lectures

3.3 Feed and feeding

Marking of feed for QS

Feed must be clearly labelled as a QS product (exception: agricultural primary products, e.g. cereals or hay), when it originates from QS certified producers and traders. In the case of bulk deliveries, every article must be labelled as QS produce on the accompanying documents. Bagged/package goods must be labelled on the sack tag or on the accompanying documents (e.g. delivery note).

If refined or distilled fatty acids, vegetable glycerine or mixed fats and oils are procured as animal feed, they must be clearly marked as suitable for feeding purposes.

3.3.1 [K.O.] Feed supply

All animals must be provided with food in sufficient quantity and quality. The feed equipment must be constructed and set up in such a way that the feed cannot be contaminated and conflicts between the animals can be kept to a minimum.

The functionality of the technical equipment ensuring feed, and the condition of the litter must be verified during the daily checks (at least once per day).

The following specifications of feeding must be met.

Breeding Broiler

- Cock feeding
 - Circular feeders: eleven cocks per circular feeder at most
 - Long feeders: at least 18 cm usable inner trough rim per animal
- Hen feeding
 - Long feeders: at least 12,5 cm usable inner trough rim per animal
 - Circular feeders: at least 8 cm trough rim per animal



A different number of feeding facilities is permitted if the feeding systems serve to improve the care of the animals and an official permit has been obtained.

Breeding Turkey

Feeding equipment must be planned, constructed, mounted, operated and maintained in such a way that

- the contamination of feed and water, as well as the spilling of the water are kept to a minimum to avoid the contamination of the litter around the troughs,
- all animals have sufficient access to avoid unnecessary rivalry between individual animals,
- the animals are not injured and
- it is operable in all weather conditions

In tube feeding systems with a standard dish (round troughs) diameter of approx. 30 to 50 cm, at least one dish must be available per 250 kg of live weight in the rearing phase and per 1,000 kg of live weight during the fattening phase.

- Long troughs: If long troughs are used, at least 160 cm usable inner trough rim must be available per 250 kg of live weight in the rearing phase and per 1,000 kg of live weight during the fattening phase.
- Freestanding individual automatic feeders: With individual automatic feeders with a diameter of approx. 60 cm, at least one automatic device must be available per 1,500 kg of live weight during the fattening phase.

3.3.2 Hygiene of feeding facilities

Feeding lines and technical equipment required for the manufacture of feed mixes must be checked daily and cleaned when necessary. To avoid residues the equipment must be properly cleaned after the use of veterinary drugs and before the use of vaccines.

Plant, equipment, containers, feed-transport boxes and vehicles (especially those used for feed medication) which are used to help manufacture, treat, sort, pack, store and transport feed must be kept clean and properly disinfected where necessary after cleaning.

3.3.3 Feed storage 🔍

Feeds must be protected against contamination and impurities to the greatest possible extent. This applies to both purchased feed and self-produced feed.

All animal feed must be carefully stored (clean, dry, with building materials and coatings which will not pose a health risk, protected from the weather); contamination must be avoided (protective measures against pests, rodents, birds and pets).

Storage facilities must be cleaned and disinfected where necessary prior to storing animal feed.

Storage facilities and stored animal feed must be checked at regular intervals (e.g. for cleanliness, mould, temperature, sensory properties of the feed).

Undesired mixing, for example of feeds for different species, or of grower-, fattening- and finisher diets, must be avoided, e.g. by using separate silos. The silo cells must be clearly marked. Animal feed must be securely stored and handled separately from waste, liquid and solid manure, hazardous substances, seeds, medication and chemicals, and must not be contaminated by packaging material, waste or similar.

⇒ Annex 9.4 Exclusion list (Guideline Feed Sector)



3.3.4 [K.O.] Feed procurement

Eligibility of delivery

Livestock owners may only purchase and utilise feeds (compound feeds and feed materials, premixes and additives) which originate from feed producers or distributing companies eligible to deliver into the QS scheme.


- If feed (in bulk or packed) is procured directly from producers, these producers must be listed in the QS database as "eligible to deliver".
- If feed is procured unpacked (in bulk) via traders, they must be listed in the QS database as "eligible to deliver".
- If packaged feed is purchased via traders, there are no requirements for the trader; in this case, the producer of the packaged feed must be listed in the QS database as eligible to deliver.
- If a livestock owner commissions a transport company to transport unpacked feeds, the livestock owner must ensure that the transport company is listed in the QS database as eligible to deliver.

Procurement of agricultural raw material

When purchasing and transporting agricultural primary products, there are no requirements on a QS approval for suppliers at the stage agriculture; they can e.g. be obtained directly from the agricultural producer, agricultural trade, etc. Companies deploying those products are classified as agricultural on-farm mixers.


If multiple livestock owners join to produce their own feed, this "collaboration" must be contractually established, and no feed may be produced for third parties who do not belong to this group.

⇒ Chapter 3.7 Monitoring programme

 Delivery notes, invoices, sack tags, contractual agreement on feed production

3.3.5 Assignment of compound feed deliveries (bulk) to the location number

When ordering compound feed (bulk), the livestock owner must state the location number (e.g. registration number) of the location to be supplied. This number must be indicated by the supplier on a accompanying document (e.g. delivery note). In the event of incorrect information, the supplier must be notified of any corrections.

 Accompanying documents of compound feeds with location number; correction note

3.3.6 [K.O.] Use of feed

Documentation of used feed (on-farm mixers)

Companies which produce or mix feed by themselves (e.g. addition of unprocessed wheat grains in poultry) or have this task completed by service providers, such as mobile feed milling and mixing plants, must draw up a mixing protocol or ration calculation for the various mixes, from which the components can be followed.

If feed additives are mixed, their use must be risk-minimizing and documented according to the HACCP principles. This applies, for example, to the use of conservation agents (including propionic acid for storage of moist cereals), amino acids, vitamins and micronutrients (see **Regulations on feed hygiene (Art. 5 of Reg (EC) 183/2005)**, supporting document on the use of acids, information sheet on the use of feed additives in agricultural companies).



Feed materials in line with the Positive List

Only feedstuffs (feed raw material) listed in the **“Positive list of feed materials”** may be used, www.q-s.de/en/ or corresponding lists of QS approved standards. Products subject to a statutory feeding ban or named in the QS exclusion list may not be used for feeding in the QS scheme.

If feedingstuffs are labelled as "non-QS goods" or "not for feed use", they may not be fed to QS animals.

⇒ Annex 9.4 Exclusion list (Guideline Feed Sector)



Ration calculation, use of feed additives, list of used feed material and compound feed

3.3.7 [K.O.] Use of mobile feed milling and mixing plants 🔍

If feed is milled and mixed or just mixed and mobile feed milling and mixing plants are used for this purpose, only service providers whose facilities are approved by QS, may be used.

A cooperation of livestock owners to produce their own feed is only permitted, if all of the participants working together are participants of the QS-scheme. It has to be assured, that no feed is produced for third parties. A written agreement of the cooperating QS-livestock owners regarding the cross-company production of their own feed is required. The additional purchase of feed has to be verifiable for each participant.



Contractual agreement on feed production, delivery notes

3.4 Drinking water

3.4.1 [K.O.] Water supply 🔍

All animals must be provided with water in sufficient quantity and quality. They must always have access to a sufficient amount of water (ad libitum) of sufficient quality. Suitable drinking water must be used, that means drinking water, which is clean, clear and without extraneous odour.

The functionality of the technical equipment ensuring drinking water must be verified during the daily checks (at least once per day).

The watering equipment must be constructed and set up in such a way that the water cannot be contaminated and conflicts between the animals can be kept to a minimum.

The following specifications of watering equipment must be met.

Breeding Broiler

- For round drinking troughs, at least 0.66 cm of usable drinking side length per kg LW must be available.
- For long or channel troughs at least 1.5 cm (inner side) usable trough per kg LW must be available.
- If long troughs are only usable from one side (e.g. wall standing or parietal) the double length of the long troughs is required.
- For nipple drinking troughs: max. ten animals per nipple

A differing amount of drinking is permitted if an improved water supply is reached and if the company has an official permit.



Breeding Turkey


Watering equipment must be planned, constructed, mounted, operated and maintained in such a way that:

- The contamination of feed and water, as well as the spilling of the water are kept to a minimum to avoid the contamination of the litter around the troughs
- All animals have sufficient access to avoid unnecessary rivalry between individual animals
- The animals are not injured
- It is operable in all weather conditions

Drinking facilities

- Line drinkers: Line drinkers with multiple nipples and cups below the nipples or drink cup must have at least one drinking unit (e.g. nipple) per 150 kg live weight during the rearing phase and one nipple per 500 kg of live weight in the fattening phase.
- Round drinkers: With individual drinkers (e.g. Plasson drinkers) with a standard dish diameter of approx. 25 to 50 cm, at least one drinker must be available per 350 kg of live weight during the rearing phase and per 2,000 kg of live weight during the fattening phase.
- Long drinkers/ channel drinking troughs: If channel drinking troughs are used, at least 180 cm of usable inner rim must be available and per 350 kg of live weight during the rearing period and per 2000 kg live weight during fattening phase.

If well water is used as drinking water, it has to be analysed risk-orientated on a yearly basis and the results should be evaluated by the veterinarian.

 Proof of analysis or evaluations by the veterinarian

3.4.2 Hygiene of drinking facilities

Drinking troughs have to be controlled daily and cleaned when necessary. After the use of medicines and before the use of vaccines the facilities must be cleaned sufficiently in order to avoid residues.

3.5 Animal health/medication

3.5.1 Care contract with farm veterinarian

Every livestock owner must have his stock attended by a veterinarian in the frame of his/her own internal controls. The relationship must be agreed upon in a written contract (see sample contract for minimum requirements, cf. www.q-s.de/en/).


Veterinary stock care

Within the veterinary stock monitoring the animals' performance and the factors influencing it must also be taken into consideration. Veterinary care is comprised of curative as well as preventive treatment and includes monitoring and screening measures (e.g. foot pad health) along with the assessment of slaughter data. The poultry stock care also includes clinical inspections of poultry, especially regarding to signs of an animal epidemic.

Regular, scheduled veterinary care is an essential component of the animal welfare, in order to maintain or improve the health of individual animals, groups of animals and the entire stock.

In addition to this, the veterinarian must be consulted if there is

- Frequent occurrence of runts
- Increased losses with unclarified causes in one shed (cf. Chapter 3.5.1)

 Veterinary care contract



3.5.2 [K.O.] Implementation of the stock care


The livestock owner must ensure that the agreements laid down in the veterinary care contract are complied with; aside from acute cases of disease or sickness, the veterinarian must visit the stock before the initial audit and then regularly for broiler at least once per fattening cycle.

The care and visits to each flock/herd for multiplying, as well as its results must be documented by the veterinarian and the evidence must be kept by the company.

As far as no stock-based abnormalities are found, no further actions are necessary and a simplified documentation of findings (e.g. on the invoice) is sufficient.

When a cause for action is determined by both the veterinarian and the livestock owner, an animal health and hygiene plan must be generated for each individual farm. The plan must comprise the regular, scheduled, systematic and consistent application of the most up-to-date skills and knowledge from the veterinary science. If necessary, an action plan must also be elaborated, outlining the individual actions to be carried out by the livestock owner and the veterinarian.

The examination findings defined in the course of the veterinarian care or curative treatment must be given to the farm after each examination.

 Veterinary visit records or similar documents, animal care plan, action plan vaccination plan if required

3.5.3 [K.O.] Procurement and application of medicines and vaccines 🔍

Procurement of medicines and vaccines

The medicines and vaccines used by the livestock owners must be correctly labelled (manufacturer, designation, lot number, type of application, ingredients, expiry date, waiting period, among others). The livestock owner must always be able to present proof for the acquisition of animal medicines. This could be:

- Veterinary medicine documentation
- Receipts from the pharmacy
- Copies of prescriptions or preparation orders in the case of in-feed medicines

It must be ensured that the documentation issued by the veterinarian is completely filled in. The veterinarian is responsible for the issuing and content of the documents. The documents must be filed chronologically.

QS active agent catalogue for poultry

Only drugs with active substances listed in the QS active substances catalogue for poultry may be used, see www.q-s.de:

⇒ Annex 4.1 of the Guideline Antibiotics Monitoring Poultry Production

Proof must be on hand showing which active substances were contained in the administered drugs (e.g. pack insert, officially authorised list of veterinary administered preparations with the active substances contained therein).

Application of medicines and vaccines

The livestock owner must chronologically document every time medication or vaccination which is administered to his animals, applicated by the veterinarian or on his own, see the **German Livestock Owner Veterinary Drug Detection Regulation and German Pharmaceutical Law** (the documents can also be held in electronic form, as long as the data cannot be modified).



Qualitätssicherung. Vom Landwirt bis zur Ladentheke.



The following information must be recorded in writing each time treatment is given:

- Number, type and identity of the animals and their location (if the location is required for identifying the animals)
- Name of medicine/vaccine, number of the veterinary medicine document, date of administration
- Quantity administered, waiting period, name of person who administered the treatment

The application can be documented by the combined evidence or by a stock book.


If the livestock owner administers the medication him/herself, he/she must follow the instructions given by the veterinarian.

The waiting periods must correspond to the specifications of the QS active agent catalogue. They must set by the veterinarian and must be complied with.

The use of antibiotic-performance enhancers and the prophylactic use of antibiotic active ingredients are banned.

Serums, vaccines and antigens may only be administered by veterinarians.

The cleanliness and suitability of the equipment used to administer medicines and/or vaccines must be ensured. Only flawless injection needles may be used; bent, blunt, broken and otherwise unfit needles must be replaced and disposed of immediately.

 Receipts on purchasing and remaining of medicines and vaccines (veterinary medical-documentation), combined receipts, prescriptions, vaccination pass and plan (usage plan in accordance with animal vaccine regulations), vaccination book, vaccination control book, stock book, livestock owner declaration if required.

3.5.4 **[K.O.] Storage of medicines and vaccines**

Medicines and vaccines must be stored in accordance with the instructions of the producer. They must be stored inaccessible for unauthorised persons, such as external persons and children in a locked container/cabinet or inaccessible room; if required by the producer, the preparations must be stored refrigerated. Medicines and vaccines must not be used anymore and must be properly disposed of once their use sell-by date has been reached. Empty containers must also be disposed of without delay (via domestic waste, unless indicated otherwise by the manufacturer).

Feed medicines must be stored in such a way that the risk of feeding to animals for which they are not intended is impossible.

3.5.5 **[K.O.] Identification of treated livestock**

Treated animals (individuals or groups/flocks) must be clearly identifiable for at least the duration of the waiting period.

3.6 Hygiene

3.6.1 **Buildings and equipment**

Sheds and adjoining rooms (including medication store), hatching egg stores, outdoor areas including the loading equipment, all shed equipment and feeding systems must permit effective cleaning and pest control. The outdoor area of poultry sheds in front of the shed gable ends and other entrances must be shed e.g. in a way (e.g. concrete, pavement) that allows the manoeuvring of the vehicles which load or deliver livestock or hatching eggs and ensures that an effective cleaning and disinfection takes place.



All buildings and equipment must be kept clean and in a proper condition. Hatching egg storage areas must be air conditioned, inaccessible to rodents and easy to clean. Anterooms to poultry flocks should facilitate wet cleaning and disinfection.

The exterior facilities in the close surroundings of the poultry sheds have to be constructed in a way which provides no shelter for pests (e.g. rodents). Growth of shrubs, ground covers or bushes adjacent to the sheds is prohibited. Grass cover must be kept short.

Breeding Turkeys

If adjustable paled gates are used for sufficient summer ventilation, the stock must be protected against access by unauthorised persons.

3.6.2 Hygiene on the farm 🔍

Sheds must be marked with a sign stating "Livestock –Access prohibited for unauthorized persons" or a similar text. Gates, doors and other entrances have to effectively prevent the entry of unauthorized persons and of animals. The doorways of the sheds have to be locked during rest periods.

Sheds and other facilities used to house the animals may only be accessed by external persons with the consent of the livestock owner.

External persons (e.g. drivers of livestock transport vehicles, who leave the vehicle for loading and unloading) must be provided with protective clothing (disposable or own farm protective clothing).

Access to sheds is permitted under exceptional circumstances if protective clothing is worn, premises are accessed under supervision and direct contact with the animals is avoided.

A visitors' book must be kept. All external persons who have contact with the livestock must register in the visitors' book.

 Visitors' book

The following requirements must be implemented per age group on a farm for an effective livestock housing hygiene:

- Clean working clothing
- Functional wash basins, hand cleaning agent, disposable towels or clean fabric towels
- Hygiene sluices must be regularly washed and disinfected
- Proper waste disposal

Every shed must be entered via a hygiene sluice. A hygiene sluice (black and white separation) which effectively separates the outdoor area from the area where the animals are kept must be set up in the entrance area of every shed. The hygiene sluice must offer the possibility for wearing the protective clothing and boots. The contact of livestock with wild animals, in particular birds and pests, must be effectively prevented.

Hygiene during loading

Special hygiene measures must be complied with when destocking and loading animals for slaughter or transferring them to a different shed, in order to protect the animals that remain in the stall from increased germ levels. Every company must have specific instructions on what to do in these cases.

The following rules must be implemented when moving animals to another shed prior to shipment:

- All persons involved in the loading must wear clean working clothing
- Hands and shoes must be cleaned and disinfected prior to loading



- Stocks may only be accessed via hygiene sluices
- Cleaning and disinfection of the loading equipment and transport containers used in the shed must be cleaned and disinfected

Transport vehicles or equipment used in more than one farm must be cleaned and if necessary disinfected in the submitting company.

Furthermore, the company must have sealed facilities for loading (load and unloading) the animals (including floor spaces of the transport vehicles).

3.6.3 Handling litter, dung and feed leftovers

Use of litter

Bedding materials (e.g. cereal straw, bark mulch, compost, peat, silage) must be suitable for animals, hygienic, clean and dry. Only bedding which appear to be free of fungus may be used. Bedding must be carefully stored. For storage, field storages are also suitable. Contamination must be avoided. Storage locations must be protected continuously against pests.

It must be avoided to use bark mulch and compost due to the risk of introducing diseases (e.g. poultry flu), unless that it can be proven by means of the proper analysis that the used materials do not represent any high risk.

Dung, litter and feed leftovers

All excretions, litter and feed leftovers generated, during animal transport, must be properly disposed of or treated in such a way that any pathogens causing livestock epidemics are eliminated.

3.6.4 Carcass storage and pick up 🔍

Carcass storage

Dead animals must be removed immediately, and the carcasses stored properly. They must be kept in cooled containers secured against unauthorised access. Ground cooling (pit) is permitted. In the case of passive cooling of the container, the carcass store must have a minimum depth that makes it suitable for cooling and be closable at the top. The containers used for carcass storage must be designed in a way that it is ensured that they are waterproof as well as easy to clean and to disinfect. At least during the service period, the company (storage site and containers) must be properly cleaned and disinfected.

Storage capacities must be adequately measured.

Pick-up of carcasses

If possible, the carcass storage areas/containers for the pick-up of the carcasses must be positioned in such a way that vehicles from the carcass disposal companies do not come near the livestock sheds. After emptying, the containers must be cleaned and disinfected as necessary.

The storage times must therefore be as short as possible.

3.6.5 Pest monitoring and control 🔍

A pest monitoring must be carried out and documented. The locations of the bait boxes or pest traps must be documented in a plan.

In case of infestation, the pests must be effectively and properly combated. These control measures must be verified.



Pest Control measures to the monitoring must be described and documented.

Monitoring records, baiting plans, if necessary control plans

3.6.6 Cleaning and disinfection measures

In between the removal of the stock and its replacement with another, the vacant shed including the facilities and equipment must be cleaned and disinfected properly. All cleaning agents and disinfectants must be used and stored properly. The executed actions must be documented.

Livestock gathering areas, loading ramps, places for loading and unloading, bays/rooms used for the screening of poultry as well as the equipment used at each of these locations must be cleaned and disinfected after every use.

Cleaning plan and/or procedural instructions and/or records of cleaning and disinfection measures (e.g. on the shed card)

3.7 Monitoring programmes

Feed monitoring for on-farm mixing companies

Each company using primary products as feed or on-farm mixing feed on his farm is subject to the feed monitoring (definition of on-farm-mixing ⇒ Chapter 4.3). In agricultural on-farm livestock mixing companies, samples must be drawn and examined every year in accordance with the control plans for agriculture (**Guideline Feed Monitoring**) and examined.

The organisation of the feed monitoring, including the establishment of the inspection plan to control the feed, as well as the selection of the companies where the feed samples shall be drawn, is the responsibility of the coordinator and is also checked there. All analytical results concerning the parameters dioxins, dioxin-like PCBs and non-dioxin-like PCBs in feedingstuffs must be submitted by the livestock owner to the competent feed monitoring authority.

3.7.1 **[K.O.] Health surveillance programme**

Participation

To safeguard animal health of breeding farms for multiplying and hatching egg production, livestock owners are obliged to participate in a monitoring programme which takes into account the relevant EU provisions (see **Directive 2009/158/EC on animal health conditions governing intra-Community trade in, and imports from third countries of, poultry and hatching eggs**). Participation on monitoring is the prerequisite for eligibility to deliver hatching eggs to the hatchery and comprises farm-specific health surveillance with the goal of assuring the quality of the hatching eggs and chicks. This applies as a minimum to the infections listed below:

Salmonellae and mycoplasma infections in breeding farms

Infections with *Salmonella pullorum* and *Salmonella gallinarum* (breeding farms for broiler and turkey) and *Salmonella arizonae* (breeding farms for turkey) health control programme:

- Serological and/or bacteriological examinations are used to establish infection.
- Depending on each instance, the samples to be examined use blood, cloaca swabs and sock-tip swabs.
- Prior to the laying period, every flock must be checked once for the presence of the disease at the most favourable point in time (see **REG (EU) No. 1190/2012** on the reduction of Salmonella enteritidis and Salmonella typhimurium in flocks of turkeys).



Infections with *Mycoplasma gallisepticum* (breeding farms for broiler and turkey) and *Mycoplasma meleagridis* (breeding farms for turkey) health control programme:

- Serological and/or bacteriological and/or molecular-biological examinations are used to establish infection.
- Depending on each instance, the samples to be examined use blood, tracheal swabs and choanal swabs.
- The examinations must be carried out immediately before the laying period begins and every three months thereafter.

The hatchery receiving delivery must be notified of the results of the health surveillance programme. If the results are positive, all necessary measures must be recorded in a plan.



Documentation of the health surveillance programme, plan of measures

Participation in salmonella monitoring

Breeding farms must conduct salmonella monitoring. To do so, every delivery has to be included in sampling for salmonella. Examinations may only be performed by accredited laboratories (EN 17025). The outgoing animals are tested by means of a sock-tip swab within the last three weeks prior to the probable date of slaughter (see **Guideline Salmonella Monitoring and Reduction Programme in Poultry Meat Production**).

Salmonella results

The prerequisite for deliveries of QS-poultry to abattoirs is that the results of the salmonella tests (incoming and outgoing examinations) are available at the time of slaughter. It should be noted here that the abattoir must have the sample results in written or electronic form before the animals in question are transported to the abattoir. If the results are not available at the time of slaughter, flocks that were not examined are to be regarded as positive.



Results of salmonella testing in written or electronic form

3.7.2 Salmonella monitoring: measures towards the reduction of salmonella contamination

Livestock companies with a positive salmonella finding must ensure without delay that

- Suitable examinations are carried out to find the source of the salmonella occurrence and
- Plausible measures suitable for minimizing the salmonella risk are carried out. Qualified external support is recommended. The measures taken must be documented.

The checklist for determining salmonella introduction sources in poultry production stocks from the **Guideline Salmonella Monitoring and Reduction Programme in Poultry Meat Production** can be used here.



Checklist to determine salmonella entry sources (e.g. QS-supporting document), records of measures in the event of positive salmonella findings

3.7.3 Documentation of results from the slaughtering process

Every poultry owner must document the number of animals delivered for each marketing of slaughter animals. The information provided by the abattoir on the delivered slaughter weight, transport deaths and main reasons for rejection (findings) and number of discards must be documented.



Diagnostic findings



3.8 Livestock transport

Livestock owners must comply with the following requirements when transporting own livestock with own (or borrowed) vehicles, regardless of whether it is transported within the company, to other companies e.g. to abattoirs.

3.8.1 Requirements for transporting own livestock with own vehicles

It must be ensured that the well-being of the animals is not impaired during the entire loading and transport process (up to unloading of the last animal).

All the animal transportation vehicles must be driven in a suitable and anticipatory manner which minimises the risk of injury.

If the animals get injured or ill during the transport, they must be separated from the rest of the animals and, if required, be checked and treated by a veterinarian as soon as possible. Unnecessary suffering must be avoided and, if required the animals must be emergency slaughtered or culled. The animals should be transported to their destination without delay.

3.8.2 Requirements for means of transportation

Road vehicles must also carry adequate loading and unloading equipment. The vehicles, transport containers and, where applicable, partition walls, must be in flawless technical and hygienic condition. They must be constructed, used and maintained in such a way that the animals do not have to suffer any pain or injury and their safety is guaranteed. They must also be able to withstand the forces exerted by the animals. The vehicles, transport containers and partitions must be in a condition which allows for effective and easy cleaning and disinfection.

While loading the transport containers on top of each other all required arrangements have to be met in order to:

- Avoid contamination of the animals on the lower level with excretions from the animals loaded on the upper level
- Ensure the stability of the transport containers
- Ensure that the ventilation is not disabled
- Transport containers weighting more than 50 kg have to be furnished with sufficient and adequate drafted, positioned and serviced safety appliances which allow to tie or fasten them with the means of transportation on which they should be loaded. The containers have to be fixed to the means of transport before the transport begins in order to avoid each possible slip during transport.

Walls and roof

The animals must be protected against bad weather, extreme temperatures and climate fluctuations at all times.

The transport containers must be designed in such a way that the animals do not escape or fall out and are capable of withstanding the forces of motion that occur during transport.

Ventilation

An appropriate and adequate supply of fresh air must be ensured for the transport of poultry so that the needs of the animals are fully covered taking into consideration their number as well as the weather conditions.

There must be sufficient space within the container to ensure adequate air circulation above the animals. Transport containers must be stowed in such a way that their ventilation is not impeded.



Consistence of the transport containers' floors

The transport containers floor surface must be designed in such a way that the run-off of excrement and urine is kept to a minimum.

Livestock control

Vehicles with transport containers must be accessible in order to monitor the animals. During transport sufficient light (portable as well as permanently installed) must be available for monitoring purposes.

Requirements for the transport of animals over 50 km

Vehicles used to transport livestock for more than 50 km must carry clearly visible sign where it is indicated that they are loaded with "Live Animals".

3.8.3 [K.O.] Available space during livestock transport

Transport in transport containers

The following minimum floor surface must be guaranteed (Tab. 2). Deviations to these loading densities are possible according to the weight and size of the poultries, as well as their physical constitution, weather conditions and the estimated duration of transport.

Tab. 2: Loading density (excluding day old chicks) during transport in containers

Poultry, Live weight [up to _ kg per poultry]	Surface [cm ² /kg LW]	Minimum height of transport container [cm]
1.0	200	23
1.3	190	23
1.6	180	23
2.0	170	23
3.0	160	23
4.0	130	25
5.0	115	25
10.0	105	30
15.0	105	35
30.0	105	40

Compliance with the space requirements (loading density) must be documented.

 Delivery documents, documentation of loading density

3.8.4 Cleaning and disinfection of means of transportation

Vehicles and the equipment used during transport must be cleaned and disinfected after every transport but no later than 29 hours after the beginning of the transport.

Vehicles used to transport poultry to abattoirs must be cleaned and disinfected before leaving locations of this kind.



Qualitätssicherung. Vom Landwirt bis zur Ladentheke.



Disinfection control book (for livestock transport to abattoir)

Any driver of vehicles transporting livestock must carry a separate disinfection control book for each vehicle (that means one for the traction engine and one for the trailer/container) when transporting poultry to the abattoir. These books must contain the following information:

- Date of transport
- Animal species transported
- Place and date for the cleaning and disinfection of the vehicle
- Trade name of the disinfectant used



Disinfection control book

3.8.5 Delivery documents

When delivering livestock to the customer (abattoir etc.), the delivery documents (delivery notes) must contain the following information concerning the identification of the animals and the transporter (= delivering livestock owner):

- Quantity
- Type of animal
- Proper identification of the herd/flock
- Location number of the sender (i.e. of the livestock owner, e.g. VVVO-number)

Both the sender of the livestock and the customer must have a copy or carbon copy of the delivery document.



Delivery documents

3.8.6 **[K.O.] Time intervals for feeding and watering as well as duration of transportation and resting times (for livestock transport over 50 km)**

During transport, the animals must be provided with food and water at appropriate intervals, depending on their species and age, and they must be able to rest. Unless otherwise stipulated (see notes below), poultry must be fed at least every 24 hours and watered at least every twelve hours. The food and water must be of good quality and must be given to the animals in such a way that contamination is kept to a minimum. It must be taken into consideration that the animals have to get used to the manner of feeding and watering.

Poultry must be supplied with adequate feed and drinking water in sufficient quantities, unless the transport takes less than twelve hours, without including on and off-loading.

Documentation

Compliance with the duration of transport and rest times must be documented.



Records on the duration of transport and rest times, driver's log, documentation on livestock supply delivery documents


3.8.7 Transport papers (for livestock transport over 50 km)

Any person transporting animals is obliged to carry documents in the vehicle (transport control book) containing the following information:

- day and time when the transport started
- likely duration of the planned transport
- origin and owner of the animals
- point of dispatch
- scheduled destination
- description of animals (e.g. species, type)



The data must always be entered before the transport starts.


 Transport papers, declaration of transport

3.8.8 **[K.O.] Proof of qualification for drivers/attendants (for livestock transport over 65 km)**

All drivers and accompanying persons who carry out livestock transports over distances of more than 65 km must be appropriately trained or qualified and provide their qualification.

Road vehicles used to transport poultry may only be driven or accompanied by persons who can provide proof of their qualifications; persons who are on board as livestock care personnel must also be in possession of this proof.

The proof of qualification must be carried on board. The company must also be in possession of a copy (cf. **Livestock transport regulation REG (EC) No. 1/2005**).


 Proof of qualification for drivers/carers


4 Definitions

4.1 Explanation of symbols

K.O. criteria are marked with **[K.O.]**.

References to related documents are highlighted by **bold print in the text**.

 This symbol means: A written confirmation must be provided. Next to this symbol also documents are listed that can be used as evidence. All (also digital) control - and documentation systems, which prove that the requirements are fulfilled, can be used.

 This symbol means: For criteria with this symbol, the separate document *explanations to the guideline Agriculture Poultry Production* contains interpretation aids and suggestions as of 01.01.2020. It is possible that since then explanations to further criteria have been added.

References to other chapters in the guideline are marked with ⇒.

4.2 Abbreviations

K.O.	Knock out criterion
KJ	Kilojoule
kW	Kilowatt
LW	Live weight
VVVO	German location number; Viehverkehrsverordnung (livestock transport ordinance)

4.3 Terms and Definitions

■ Transportation

The entire transportation process, from shipment to arrival at the destination, including unloading and housing and loading at the stopover stations.

■ HACCP (Hazard Analysis and Critical Control Point)

A system that identifies, evaluates and controls risks that are of significance to food safety. To do so, all of the individual stages of a production process are observed and evaluated in line with a risk-based analysis in order to establish the cause of possible quality deviations.

■ Agricultural primary products

In the context of QS, the term agricultural primary products applies to all unprocessed crops obtained on a farm/company (e.g. cereals, rapeseed, grass), to which only a simple external preparation was applied. With regard to crops, simple external preparation means the degree of mincing (e.g. whole grains, squashed, shredded, grounded) which were deprived of nothing but water (e.g. hay) and



Qualitätssicherung. Vom Landwirt bis zur Ladentheke.



nothing was added. Cleaning, ensilaging (e.g. maize silage), packing, indirect drying and pressing are also included as preparation.

- **Agricultural on-farm mixers**
On-farm mixers are defined by QS as agricultural companies which produce feed materials components (agricultural primary products such as grains, maize, legumes, roughages and forages on farm, rapeseed cakes from the farm's own biodiesel production) for their own use, or which buy them from other companies, or by trade, in order to produce their own farm mixtures themselves or in cooperation with other livestock owners, and then use the mixes to feed their own livestock or individually as feed material. Compound feed is not sold to any third party out of the company. The farmers are responsible for the components used, as well as for the proper production (i.e. according to the legal and QS-specific requirements) of the feeding mixtures.
- **Long Transport**
Conveyance in excess of 8 hours from the moment the first animal in the consignment is moved.
- **Silage additives** – approved in acc. with Regulation EC 1831/2003 – are used in the production of primary products; they are added to feed to improve silage production (e.g. lactic acid bacteria). Documentation based on HACCP principles is not required.
- **Animal/livestock transport**
Every movement of livestock in one or more transport vehicles and all related procedures, including loading, unloading, reloading and resting, until the animals have been unloaded at their final destination.
- **QS Animals**
QS animals are regarded as animals which are produced or marketed at a QS certified farm in accordance with QS scheme requirements.

You find a listing of general terms and definitions in the **Guideline General Requirements** (Appendix 5.1 of the Guideline General Requirements).



Revision information version 01.01.2020

Criterion/Requirement	Revision	Date of revision
2.1.1 [K.O.] General company data	Simplification: The list of livestock care personnel must be updated if required and verified at least once per calendar year.	01.01.2020
2.1.3 Fulfilment of initiated measures of the self-assessment	Renaming of chapter	01.01.2020
2.1.4 Incident and crisis management	Clarification: Every livestock owner must have access to a paper of incident (recommendation: QS paper of incident).	01.01.2020
3.2.5 Shed climate, temperature, noise pollution, ventilation	Clarification: Ventilation: The functional tests must be documented in a comprehensible manner (e.g. on the shed card).	01.01.2020
3.2.6 Lighting	Clarification: The intensity and duration of light must be appropriate for the animals kept in sheds.	01.01.2020
3.2.13 [K.O.] Handling livestock during loading	Enhancement: All catchers must wear clean working clothes and clean shoes or boots. Shoes or boots should be provided by the company.	01.01.2020
3.5.3 [K.O.] Procurement and application of medicines and vaccines	Renaming of chapter	01.01.2020
3.6.2 Hygiene on the farm	Clarification: The doorways of the sheds have to be locked during rest periods.	01.01.2020
3.6.5 Pest monitoring and control	Clarification: A pest monitoring must be carried out and documented. The locations of the bait boxes or pest traps must be documented in a plan. In case of infestation, the pests must be effectively and properly combated. These control measures must be verified.	01.01.2020
3.8.3 [K.O.] Available space during livestock transport	Renaming of chapter	01.01.2020



Qualitätssicherung. **Vom Landwirt bis zur Ladentheke.**



QS Fachgesellschaft Geflügel GmbH

Managing Director: Dr. H.-J. Nienhoff

Schedestraße 1-3
53113 Bonn

Tel +49 228 35068-0
Fax +49 228 35068-10

info@q-s.de
www.q-s.de

Photos: QS